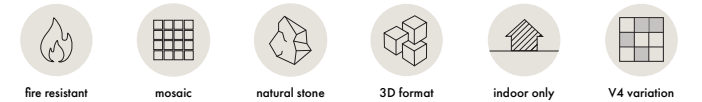
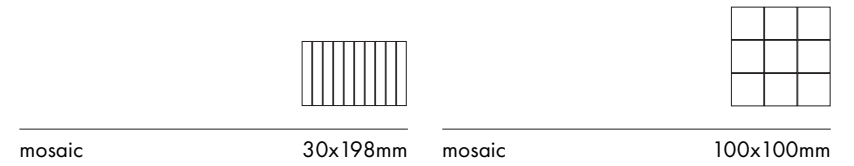



skheme®



porter

porter



PRODUCT SPECIFICATIONS	format	size	finish	thickness	slip rating	colour
	mosaic	100x100mm (300x300mm sheet)	tumbled	8mm	N/A	all colours
	mosaic	30x198mm (198x318mm sheet)	honed	13mm	N/A	all colours
	brick	60x200mm	tumbled	8mm	N/A	all colours
MATERIAL	natural stone					
VARIATION	V4					
TILE EDGE	rectified					

Colours shown in images may differ due to variations in photographic conditions and screen displays. Samples provided may not accurately reflect the exact shade or batch supplied, as variation is an inherent property of tiles and stone.

Listed sizes and thicknesses are nominal and may vary slightly from actual working dimensions.

left pictured: volcano square
right pictured: jade brick



blackwood cafe by richards stanisich



melissa peters clinic by alicia xiberras

left pictured: trav concave
right pictured: jade concave



technical information

- Use fast setting adhesives
- Apply sealers such as DRY TREAT during the installation process
- Use stone friendly grout and silicones

Installation should be completed using stone suitable fast setting adhesive or silicone to a flat, non-moisture sensitive substrate.

Upon installation, the stone should be sealed with appropriate stone sealer.



Please note that all products must be fabricated using score & snap method and/or wet cutting in conjunction with AS/NZS 1716:2012, AS/NZS 1715:2009, AS/NZS 60335.2.69:2017. For more information please refer to: <https://www.safework.nsw.gov.au>

Variation is an inherent property of tiles and stone. Sizes are nominal and may include a joint.

A 2/12-14 Neild Avenue Rushcutters Bay NSW 2010 | P 02 8755 2300 | W www.skheme.com | E info@skheme.com